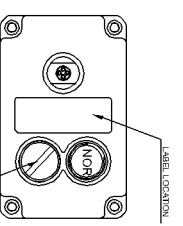
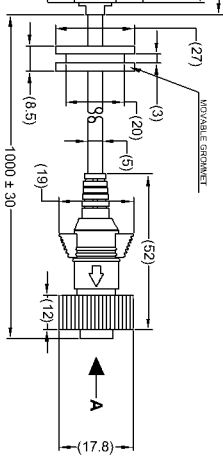
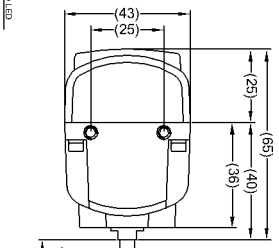
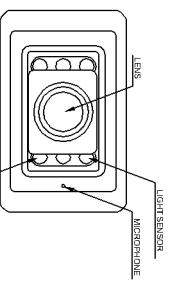
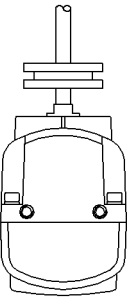
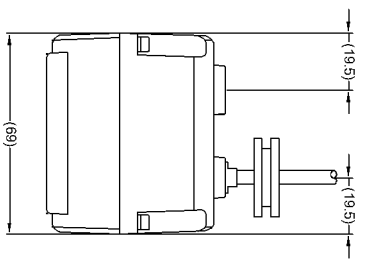
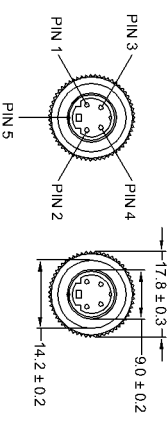
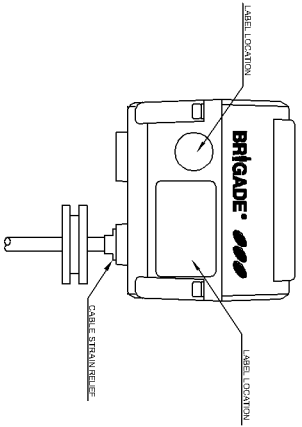


Revision Notes			
R1 -			
APPA -	Drawn:-	Checked:-	Approved:-
			Date:-



**VIEW A**



**4 PIN MINI DIN MALE MATING FACE**

PIN #	WIRE COLOUR	DESCRIPTION
1	YELLOW	VIDEO
2	RED	+12V
3	BLUE	N.C.
4	WHITE	AUDIO
5	BLACKSHIELD	GND

**NOTES:**

1. REFER TO "PRODUCT SPECIFICATION" FOR MORE DETAILS.
2. REFER TO COMPONENT DRAWINGS FOR COMPONENT DETAILS.
3. ENSURE SELF AMALGAMATING TAPE IS USED DURING INSTALLATION.
4. ANY CUSTOMER MODIFICATION OF THIS PRODUCT CAUSING SUBSEQUENT FAILURE IS NOT A LIABILITY OF BRIGADE ELECTRONICS PLC.
5. FOR PRODUCT LABEL REFER TO LATEST REVISION OF DRAWING BE-002900-XX-14.

**PROPRIETARY NOTICE**

THIS DESIGN AND TECHNICAL INFORMATION APPEARING ON THIS DRAWING IS THE PROPERTY OF BRIGADE ELECTRONICS, AND IS DISCLOSED IN CONFIDENCE. IT IS NOT TO BE COPIED, REPRODUCED, REVEALED TO OR EXPLOITED BY OTHERS, EITHER IN WHOLE OR IN PART WITHOUT THE EXPRESS WRITTEN CONSENT OF BRIGADE ELECTRONICS.



Assembly PI Approval		Approved by		Checked by		Drawn by	
T.CHOI		B.JOHN		R.BATES		A.FEDERIGHI	
Angle of Projection		Units	Scale	Released	Assembly Ref		
Third Angle		mm	N/A	27/06/14	-		
		Status	BE-801C-C				
		RELEASED					
		Part No	#4411A				
			BE-002923-00-14				